

# Atlas Copco Rock Reinforcement

## MAI Systems® SDA® T 76N&S

The **Atlas Copco MAI® Self-Drilling Anchor** is a unique anchoring system and is today's answer to the increasing demands of the tunnelling industry and ground engineering for safer and faster production.

The system provides advantages for all areas of its applications, where boreholes would require the time consuming drilling with casing systems in unconsolidated or cohesive soil.

### Features and Advantages

- Particularly suitable for difficult ground conditions.
- A high rate of installation since drilling, placing and grouting can be performed in one single operation.
- Self drilling system eliminates the requirement for a cased borehole.
- Installation with simultaneous drilling and grouting possible.
- Suitable for working in limited space, height and in areas of difficult access.
- Simple post grouting system.
- Easy installation in all directions, also upwards
- Hot-dipped galvanizing for corrosion protection

### Applications

- Slope stabilization
- Micro injection pile
- Temporary support anchor



### SPECIFICATIONS

TECHNICAL DATA	T 76N	T 76S	GENERAL DATA
Outside diameter.....	76 mm	76 mm	Type of steel..... EN 10083-1
Internal diameter, average.....	51 mm	45 mm	Thread type..... T76. MAI*
External diameter, effective.....	76 mm	76 mm	* = Factory standard
Effective cross sectional area, average.....	1835 mm <sup>2</sup>	2400 mm <sup>2</sup>	
Ultimate load capacity.....	1600 kN	1900 kN	
Yield load capacity.....	1200 kN	1500 kN	
Average tensile strength, Rm.....	880 N/mm <sup>2</sup>	790 N/mm <sup>2</sup>	
Average yield strength, Rp0,2.....	660 N/mm <sup>2</sup>	630 N/mm <sup>2</sup>	
Weight.....	15.0 kg/m	19.7 kg/m	

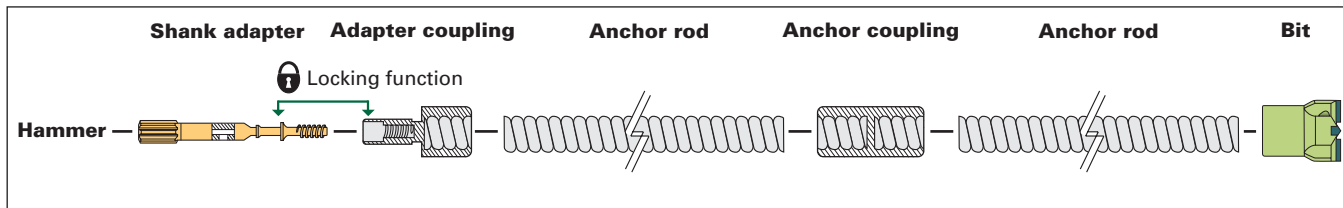
## Atlas Copco MAI Systems® SDA®

MAI® - SDA® Anker (Self Drilling Hollow Core Anchor)

A Hollow Core Anchor system as self drilling rock bolt for tunnelling in accordance with DIN 21521

**Atlas Copco**

# MAI Systems® SDA® T 76N&S



## ANCHOR ROD T76

	Outside diameter	Average internal diameter	Effective external diameter	Aver. eff cross sectional area	Ultimate load capacity	Yield load capacity	Average tensile strength Rm	Average yield strength Rp0,2	Weight
	mm	mm	mm	mm <sup>2</sup>	kN	kN	N/mm <sup>2</sup>	N/mm <sup>2</sup>	kg/m
<b>T76N</b>	76	51	76	1835	1600	1200	880	660	15.0
<b>T76S</b>	76	45	76	2400	1900	1500	790	630	19.7
Part number									
	1 meter long	2 meter long	3 meter long	4 meter long	6 meter long				
<b>T76N</b>	9899150754	9899150644	9899150650	9899150651	9899150652				
<b>T76S</b>	9899151101	9899151102	9899151103	9899151104	9899151105				
<b>T76N gal.</b>	9899700318	9899700319	9899700320	9899700321	-				
<b>T76S gal.</b>	9899700322	9899700323	9899700324	9899700202	-				

## ANCHOR COUPLING T76

	Diam. mm	Length mm	Part number	Kg	Type	
<b>T76N&amp;S</b>	95	200	9899150646	6.4	NG Type	Machined steel coupling with patented middle stop
<b>T76N&amp;S gal.</b>	95	200	9899700325	6.4	NG Type	Machined steel coupling with patented middle stop hot dip galvanized

## NUT T76

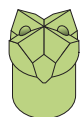
	Key size mm	Length mm	Part number	Kg	
<b>T76N&amp;S</b>	100	80	9899150645	3.6	Machined steel nut
<b>T76N&amp;S gal.</b>	100	80	9899700326	3.6	Machined steel nut hot dip galvanized

## ANCHOR PLATE T76

	Dimension mm	Thickness mm	Part number	Kg	Hole diam. mm	
<b>T76N&amp;S</b>	250 x 250	40	9899151047	26.9	80	Cold deformed with patented geometry
<b>T76N&amp;S gal.</b>	250 x 250	40	9899700327	26.9	80	Cold deformed with patented geometry

## DRILL BIT T76

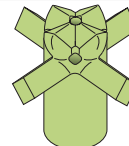
	Description	Kg	Part number	Type	
<b>T76</b>	T76/Ø130/EX	6.0	9899700054	EX Type	Hardened cross drill bit for medium to dense soil and soft rock.
	T76/Ø120/ESS-F	4.6	9899150943	ESS Type	Button Drill Bit with TC-inserts. For medium to hard rock formations
	T76/Ø175/XX	6.0	9899152281	XX Type	Stepped cross drill bit for soft soils



EX Type



ESS-F Type



XX Type